

MAXAIR®

CAPR®

The NOT FIT TEST, NO BREATHING TUBE PAPR



Product Catalog

Contents

INTRODUCTION TO CAPR	3
Base Systems and Base System Components	4
Complete Systems	5
Standard Cuff and Shroud Complete Systems.....	5
Standard Hood Complete Systems - HE Class.....	6
Standard Hood Complete Systems - PAPR100 Class.....	7
“PR” Style Hood Complete Systems - PAPR100 Class.....	8
Hard Hat Complete Systems.....	9
Disposables: Face and Head Covers	10
Cuffs and Shrouds.....	10
Hoods.....	11
Parts, Kits, Accessories, and Storage	12
Parts: Helmets and Liners.....	12
Parts: Helmet Covers.....	13
Parts: Power Cords.....	13
Parts: Batteries and Belts.....	14
Parts: Chargers.....	14
Parts: Filters.....	15
Parts: Liner Parts.....	15
Kits.....	16
Accessories:.....	17
Storage.....	17
General Maintenance, Storage, and System recommendations	18
Decontamination.....	18
Cleaning.....	18
Specifications	19
System - General.....	19
System and Battery Recommended Temperature Ranges.....	19
Batteries - Specific.....	19
Typical Battery Charging Times.....	20

INTRODUCTION TO CAPR

- Base Systems
- Base System Components
- Base System Peripherals
- Disposables
- Complete Systems
- Accessories
- Parts and Kits
- Storage

1. Base System = One Helmet, one battery, one belt (as needed/required), one charger. These are primarily the “durable goods” items that form the fundamental and necessary basis for all Complete Systems.

Base System Components = Helmets, Batteries, Belts, Chargers

Example Base System - Components



Helmet



Battery



Belt



Charger

2. Base System Peripheral(s) = Filters and Filter Cover Caps for Cuffs and Shrouds, etc. , some multi-use items and/or some long-term use items, but not always necessary “durable goods” items for all configurations.

Example Base System Peripherals



Filter



Filter Cover Cap

3. Disposables = One-time use disposables, e.g. Cuff, Shroud, Hood, etc.

Example Disposable



Cuff

4. Complete Systems = the appropriate items from 1., 2., and 3., that make up a complete “go to work fully equipped” ensemble that provides the respiratory and contact protection indicated.

Example of a Complete Cuff System

5. Accessory(ies) = Additional items that are not included in 1-4 above that may be advisable or required in a specific instance to include with a given Complete System.

Example Accessory: Comfort Strips



6. Parts and Kits = Additional items not included in 1-5 above that support the ongoing use and maintenance of a given Complete System.

Example Kit: Filter Cover Cap Adapters Kit



7. Storage = Items available for storing any-to-all of 1-6 above.

Example Storage: Cart



Base Systems and Base System Components

Each of the six CAPR Base Systems consist of one of four components; a Helmet, a Battery, a Battery Belt, a Battery Charger.

The Helmet Choice defines three groups of Base Systems .

ITEM	REF NUMBER	DESCRIPTION
2081-03 HELMET		
CA-DLC-CAPR-36		
1	2081-03	Helmet - Helmet, Liner, Power Cord
2	2500-36TSC	Li-Ion Battery
3	2600-76	Battery Belt
4	2600-02	Li-Ion Battery Charger
CA-DLC-CAPR-37		
1	2081-03	Helmet - Helmet, Liner, Power Cord
2	2500-37TSC	Li-Ion Battery
3	2000-76	Battery Belt
4	2600-02	Li-Ion Battery Charger
2084-04 HELMET		
2084-36TSC		
1	2084-04	Helmet - Helmet, Liner, Power Cord, Chinbar (not assembled)
2	2500-36TSC	Li-Ion Battery
3	2000-76	Battery Belt
4	2600-02	Li-Ion Battery Charger
2084-37TSC		
1	2084-04	Helmet - Helmet, Liner, Power Cord, Chinbar (not assembled)
2	2500-37TSC	Li-Ion Battery
3	2000-76	Battery Belt
4	2600-02	Li-Ion Battery Charger
2083-03 HELMET		
CA-DLC-CAPR-HH-36		
1	2083-03	Helmet - Helmet, Liner, Power Cord
2	2500-36TSC	Li-Ion Battery
3	2000-76	Battery Belt
4	2600-02	Li-Ion Battery Charger
CA-DLC-CAPR-HH-37		
1	2083-03	Hard Hat Helmet - Hard Hat, Helmet, Liner, Power Cord
2	2500-37TSC	Li-Ion Battery
3	2000-76	Battery Belt
4	2600-02	Li-Ion Battery Charger

Each Base System group allows a set of Disposables to make up the different Complete Systems.:

A. Standard Base Systems (Non Hard Hat applications), built upon the 2081-03 Helmet, for standard Cuffs, Shrouds, Hoods

CA-DLC-CAPR-36

CA-DLC-CAPR-37

B. Hard Hat Base Systems, built upon the 2083-03 Helmet for Hard Hat Cuffs, Shrouds

CA-DLC-CAPR-HH-36

CA-DLC-CAPR-HH-37

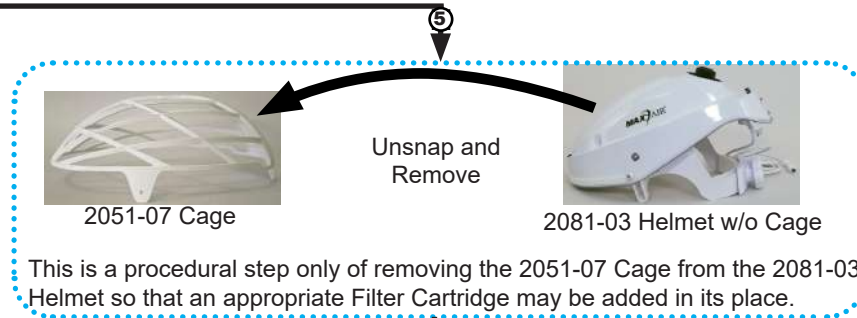

C. PR Hood Base Systems, built upon the 2084-04 Helmet, exclusively for "PR" Style Hoods

2084-36TSC

2084-37TSC

Complete Systems

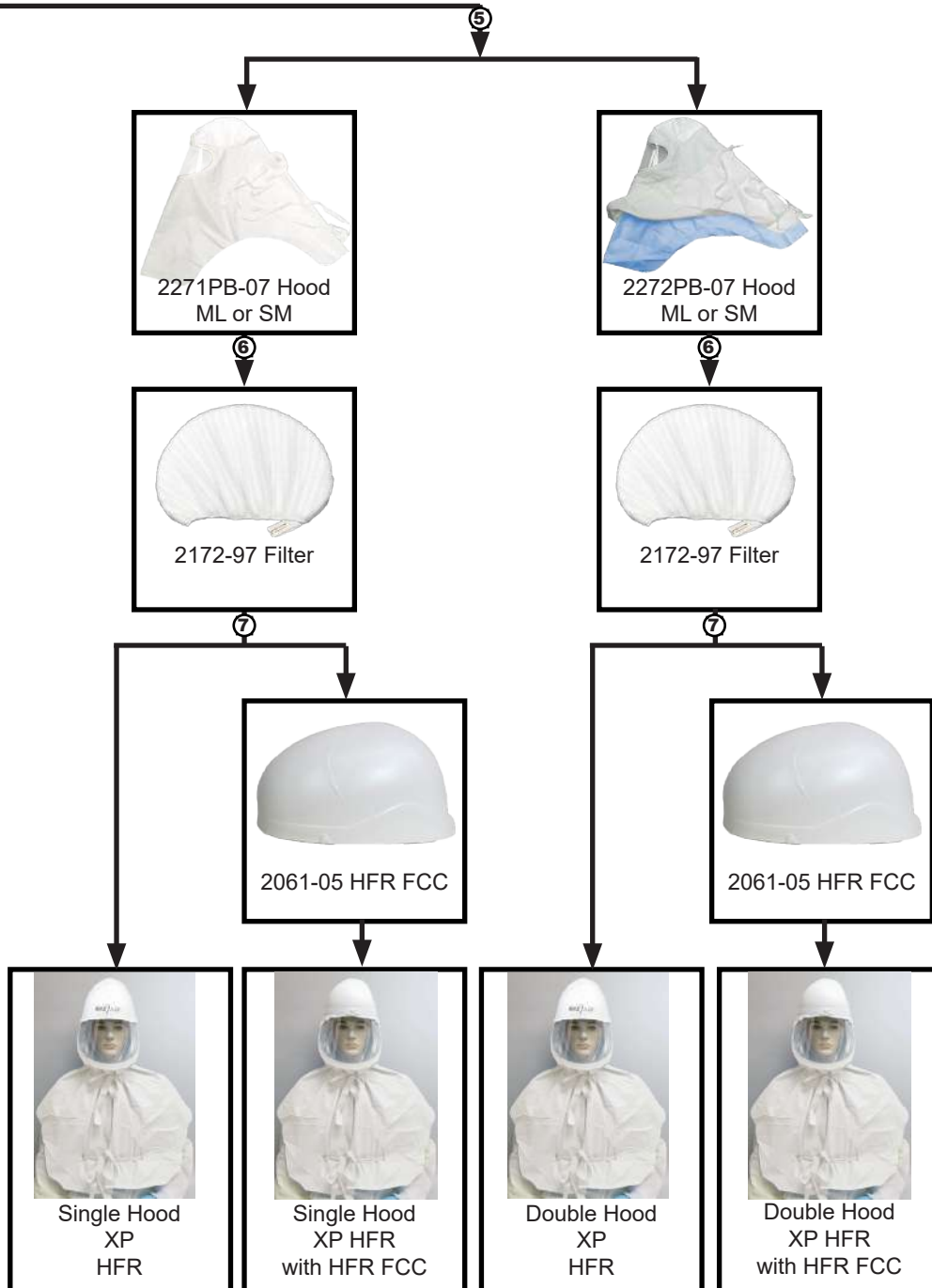

Standard Cuff and Shroud Complete Systems




1. Alternate Filters:
2167-10 HE Filter Cartridge
2166-10 XP N-OV Filter Cartridge



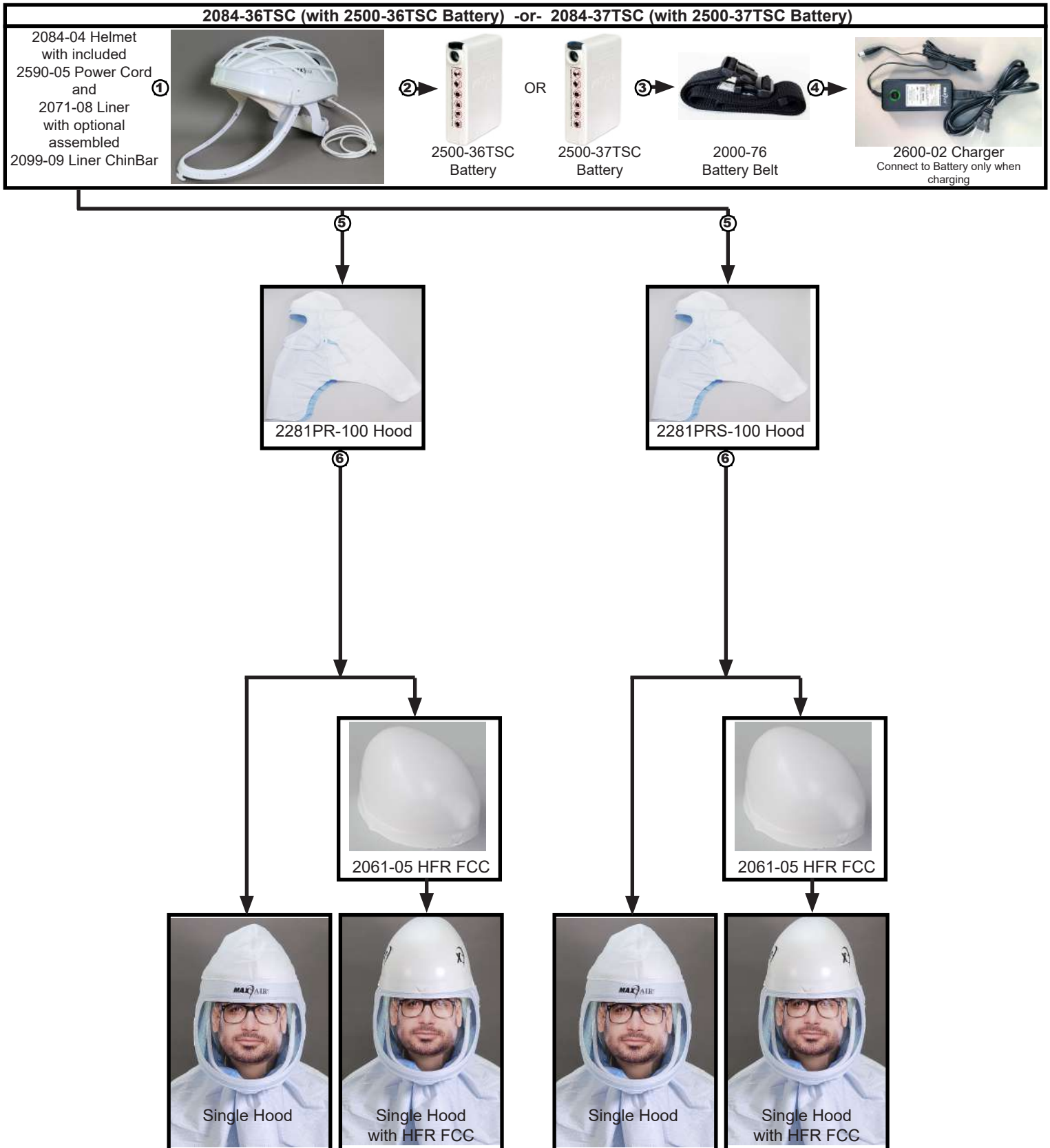
Standard Hood Complete Systems - HE Class



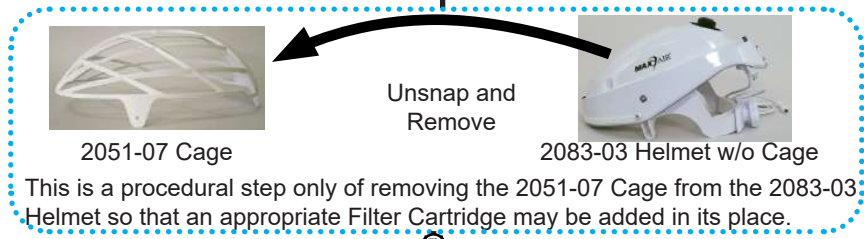

Standard Hood Complete Systems - PAPR100 Class




“PR” Style Hood Complete Systems - PAPR100 Class



Hard Hat Complete Systems



1. Alternate Filters:
 2167-10 HE Filter Cartridge
 2166-10 XP N-OV Filter Cartridge



Disposables: Face and Head Covers

Cuffs and Shrouds

#	REF	Description	QTY	
1	2365-02SM 2365RB-02SM	Cuff Small/Medium	40/Box	
	2365-02ML 2365RB-02ML	Cuff – Medium/Large	40/Box	
2	2366-02SM 2366RB-02SM	Cuff, for use with 2061-04A Hard Hat - Small/Medium	40/Box	
	2366-02ML 2366RB-02ML	Cuff, for use with 2061-04A Hard Hat - Medium/Large	40/Box	
3	2260-05SM	Shroud – Small/Medium	20/Box	
	2260-05ML	Shroud – Medium/Large	20/Box	
4	2261-01SM	Double Shroud – Small/Medium	20/Box	
	2261-01SM	Double Shroud – Small/Medium	20/Box	
5	2264-01SM	Shroud, for use with 2061-04A Hard Hat – Small/Medium	20/Box	
	2264-01ML	Shroud, for use with 2061-04A Hard Hat – Medium/Large	20/Box	

Note:

“RB” Cuffs are in Reusable Box (plastic) packaging

All Cuffs and Shrouds come in ML (Medium-Large) and SM (Small) sizes.
ML fits most head sizes; SM is usually for very small head sizes.

Hoods

#	REF	Description	QTY	
NIOSH PAPR HE Class Filters				
1	2271PB-07ML 2271PB-07SM	XP Hood, Single, includes the HLF (Heavy Loading Filter)	20/Box	
2	2272PB-07ML 2272PB-07SM	XP Hood, Double; includes the HLF (Heavy Loading Filter)	20/Box	
NIOSH PAPR100-N Class Filter				
3	2271PB-100ML 2271PB-100SM	XP Hood, Single	20/Box	
4	2272PB-100ML 2272PB-100SM	XP Hood, Double	20/Box	
5	2281PR-100 2281 PRS-100	Hood, Single XP Hood, Single	20/Box 20/Box	
6	2281PH-100	Hood, Single	20/Box	





ML fits most head sizes
SM is usually for very small head sizes
If no ML or SM is indicated, it is for all head sizes

Parts, Kits, Accessories, and Storage



Parts: Helmets and Liners

#	REF	Description	QTY	
1	2081-04	Helmet Kit, pre-assembled: 2081-03 Helmet 2180-05 Filter 2061-08 FCC	1/Box	
2	2081-03	Helmet with Standard Pad Liner, Power Cord, and Cage	1/Box	
3	2084-04	Helmet with Standard Pad Liner, Power Cord, Cage, and "PR" Style Lens mounting adapters for "PR" Style Hoods Chinbar (in box, not assbled as delivered)	1/Box	
4	2071-08	Liner, Standard Pad - only for 2081-03 and 2084-04 Helmets	3/Box	
5	2083-03	CAPR Helmet with Extra Cushion Pad Liner, Power Cord, and Cage Required for all Hart Hat Systems	1/Box	
6	2071-07	Liner, Extra Cushion Pad - for any CAPR Helmet (Mandatory Liner for all 2061-04A Hard Hat Outfits)	3/Box	






Parts: Helmet Covers

#	REF	Description	QTY	
1	2051-07	Cage for all CAPR Helmet Hood Systems	3/Box	
2	2061-05	HFR FCC (High Fluid Resistance Filter Cover Cap), optional for all Hoods	3/Box	
3	2061-08	Filter Cover Cap (FCC) for any CAPR Helmet with standard (non Hard Hat) Cuff and Shroud Systems	3/Box	
4	2061-04A	Hard Hat for 2083-03 Helmet and 2081-03 Helmet with the 2071-07 Liner	1/Box	




Parts: Power Cords

#	REF	Description	QTY	
1	2590-05	Power Cord, for 2081-03, 2084-04, and 2083-03 Helmets, 59" length	1/Box	
2	2590-08	Power Cord, for 2081-03, 2084-04, and 2083-03 Helmets, 47" length	1/Box	





Parts: Batteries and Belts

#	REF	Description	QTY	
1	2500-36TSC	Li-Ion Battery, 4 Cell, maximum 4-10 Hr/Charge	1/Box	
2	2500-37TSC	Li-Ion Battery, 4 Cell, maximum 6-15 Hr/Charge	1/Box	
3	2000-76	Battery Belt, for 2500-36TSC and 2500-37TSC Batteries, 69" length, Nylon	1/Bag	
4	2000-77	Battery Belt, for 2500-36TSC and 2500-37TSC Batteries, 50" length, Vinyl, Cleanable	1/Bag	
2	2000-78	Battery Belt, for 2500-36TSC and 2500-37TSC Batteries, 70" length, Vinyl, Cleanable	1/Bag	

Parts: Chargers

#	REF	Description	QTY	
1	2600-02	Battery Charger, Single, for 2500-36TSC and 2500-37TSC Li-Ion Batteries	1/box	
2	2602-06	6 Gang Charger, six 2600-02 chargers per single power connection, for 2500-36TSC and 2500-37TSC Li-Ion Batteries	1/box	
3	2602-06B	6 Gang Charger Bracket, holds up to six 2600-02 Chargers, NOT included, all connected to a single power connection	1/box	







Parts: Filters

#	REF	Description	QTY	
1	2180-05	HE Filter for any CAPR Cuff or Shroud System	6/Box	
2	2166-10	XP Nusiance Organic Vapor (N-OV) Filter Cartridge, for any any CAPR Cuff or Shroud System	3/Box	
3	2167-10	XP Filter Cartridge, for any CAPR Cuff or Shroud System	3/Box	
4	2172-97	HLF (Heavy Loading Filter for "PB-07" Hoods)	20/Box	




Parts: Liner Parts

#	REF	Description	QTY	
1	2000-201	Comfort Strips, for front Headband of 2071-08 and 2071-07 Liners	36/Box	
2	2099-03	Liner Large Pads for 2071-07 Liner	3 Sets/Box	
3	2000-209	Liner Back Headband Comfort Pad for 2071-08 and 2071-09 Liners	5/Box	
4	2000-206	Liner replacement foam pads for 2071-08 Liner	5 sets/Box	
5	2099-05	Liner Side Tabs, for 2071-08 and 2071-07 Liners	3 Pairs /Box (Each pair includes a Right and Left side Tab)	






Kits

#	REF	Description	QTY	
1	2099-10	Lens mounting adapters and Helmet rivits Kit for 2081-03, 2083-03 Helmets	15 Sets/Box	
2	2099-12	Lens mounting adapters replacement Kit for 2061-08 Filter Cover Cap	15 Sets/Box	
3	2099-14	Lens mounting adapters replacement Kit for 2061-04A Hard Hat	15 Sets/Box	
4	2099-15	TurnLock Connector Kit for all CAPR Helmets	10 Sets/Box	
5	2099-16	Front Foam Strip replacement Kit for 2061-08 FCC	10/Box	
6	2099-24	CAPR Maintenance Kit: (1) 2061-08 FCC (1) 2071-08 Liner (1) 2590-05 Power Cord (1) set of Helmet Adapters (2081-03 Helmet) (1) Turn-Lock Helmet Power Cord Connector and Lock Nut	One each/Box	

Accessories:

#	REF	Description	QTY	
1	2400-090L	Impact Lens for 2061-04A Hard Hat	3/Box	
2	2000-210	ChinStrap for 2061-04A Hard Hat, 4-point	5/Box	
4	2099-09	ChinBar, for 2081-03 and 2084-03 Helmets	3/Box	

Storage

#	REF	Description	QTY	
1	2782-06	Cart for MAXAIR Systems and accessories	1/Box	
2	2762-01	Cart optional add-on internal storage shelf (2782-06 Cart only)	1/Box	
3	2742-01	Cart optional add-on storage rack for either end of Cart (2782-06 Cart only)	1/Box	
4	2000-SB	Sample Bag, holds up to two MAXAIR Helmets and some accessories	1/Box	
5	2000-204	Helmet Hooks for any MAXAIR Helmet	6/Box	

General Maintenance, Storage, and System recommendations



WARNING

Refer to the Users Instructions, P/N 03521015 for COMPLETE DETAILS

Cleaning

Supplies Needed:	Frequency:	Accomplishes:
<ul style="list-style-type: none"> • Clean Damp Cloth • Cleaning Agent: Mild application of skin friendly soap. 	<ul style="list-style-type: none"> • Wipe between uses and between different users wearing the system. 	<ul style="list-style-type: none"> • Reduces cross contamination. • Extends useful life. • Improves hygiene.
Procedure:		
1. Use a damp cloth with cleaning agent to clean all outer and inner exposed surfaces.	2. Let air dry.	



NOTE

If desirable, replace the damaged or soiled Front Headband Comfort Strip. The rear Closed Cell Foam comfort strip may be cleaned for reuse.

Decontamination



WARNING

Prior to use of any cleaning agent on any material, it is always recommended to try the agent on a test sample to determine short and long term effects for overall product and user safety.

MAXAIR Systems is not responsible for results of any cleaning procedures that are outside of full compatibility, simultaneously with the cleaning agents and protocols included in Syntech Intl Technical Bulletin TB-Cleaning-04123046 (available at maxair-systems.com, Resources, Product Literature), and with the cleaning agent manufacturers' recommendations regarding the Key Materials listed herein.



NOTE

If desired, replace the DLC, Helmet Liner, Filter Cartridge, or Filter Cover Cap by following their assembly and disassembly procedures.

Replace the Front Headband Comfort Strips.

The rear Closed Cell Foam comfort pad may be cleaned for reuse by wiping down the outer surfaces with a decontaminating wipe.

Supplies Needed:	Frequency:	Accomplishes:
<ul style="list-style-type: none"> • Decontaminating wipe • Decontaminating Agent: <ul style="list-style-type: none"> A. PDI Super Sani-Cloth Germicidal Disposable Wipe B. Clorox Healthcare Hydrogen Peroxide Cleaner Disinfectants 	<ul style="list-style-type: none"> • Wipe between uses and between different users wearing the system. 	<ul style="list-style-type: none"> • Reduces cross contamination. • Extends useful life. • Improves hygiene.
Procedure:		
1. Inspect the system and perform any assembly/disassembly instructions necessary for disposable items and for all components that have become worn or damaged.	2. Apply a suitable wipe with a decontaminating agent over all outside reachable surfaces, and then over all inside surfaces.	3. Let air dry and re-assemble or place in storage.

Specifications

These specifications are typical values and recommended conditions for general safe and reliable use and handling of MAXAIR Systems, components, and accessories. This information is not a list of absolute minimum and maximum ranges that individual components and/or materials may withstand.

System - General

CAPR SYSTEM		
#	PROPERTY	SPECIFICATIONS (NIOSH reference)
1	Complete Device Classification	PAPR, Loose Fitting
2	Fit Factor	Minimum 500
3	Maximum allowable Percent Leakage: Dioclyle-Phthalate Test	0.03% @ 107 LPM
4	Minimum allowable NaCl efficiency	99.97% @ 125 lpm
5	Minimum Airflow	170 LPM
6	Noise Level	80 dBA limit
7	Filter Classification	HE*
8	Filter Classification	PAPR100-N*

***= NIOSH approved filters can be used for protection against particulate aerosols containing oil. However, for reliable operation and desirable useful run time, Bio-Medical Devices Intl does not recommend Filter use against particulate aerosols containing oil.

Overall System and Battery Recommended Temperature Ranges

Degrees Centigrade		Degrees Fahrenheit		Activity
min.	max.	min.	max.	
0	54	32	129	Handling & Transporting
0	54	32	129	Use/Discharging
0	45	32	113	Charging
0	35	32	95	Storage

Batteries and Chargers

2500-37TSC/ 2500-36TSC Battery Specification				
IPXO Ordinary Equipment Duty Cycle: Continuous Operation.				
#	PROPERTY	SPECIFICATIONS		
		All Filters excluding 2166-10	Filter 2166-10	
1	Minimum Continuous Operating Time: 2500-36TSC	4 Hrs. (Typical 4-10 hr./Charge)	N/A	
2	Minimum Continuous Operating Time: 2500-37TSC	6 Hrs. (Typical 6-15 hr./Charge)	4 Hrs. (Typical 4-9 hr./Charge)	
3	Charge Input	16.8V; 1A		
4	Electrical Output: 2500-36TSC	14.8V; 2.25Ah		
5	Electrical Output: 2500-37TSC	14.8V; 3.35Ah		
2600-02 Charger Specification				
#	PROPERTY	SPECIFICATIONS		
1	Complete Charge for 2500-36TSC, 2500-37TSC	4-6 Hours for a Fully Drained Battery		
2	Electrical Output	Up to 16.8V; Up to 0.9A		
3	Electrical Input	100-240 VAC; 50-60Hz; 0.3A		

Typical Battery Charging Times

CHARGING TIME		
BATTERY	2600-02 Charger	
	Typical	Maximum
2500-37TSC	3.8 hrs	7.5 hrs
2500-36TSC	2.5 hrs	5.0 hrs

NOTES PAGE:

NOTES PAGE:

NOTES PAGE:

MAX  **AIR**®
CAPR®